

B-V120WN8(AU) 202310



MDV-V120WN8(AU) R32 Mini VRF




DISCOVER
RELIABLE COMFORT

2024

All Flare* Connections, The Easiest VRF to Install

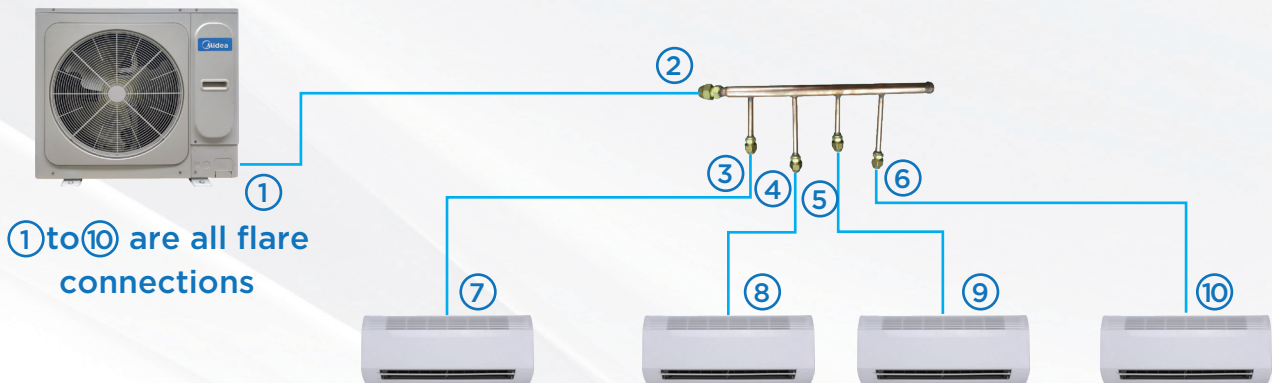
The system uses all flare connection which can greatly simplify installation. The multiple branch header with 1 to 2, 3 or 4 options further simplify installation. A single outdoor unit supports 1 to 4** indoor units, freeing up considerable space outside.

A single outdoor unit supports 1 indoor unit



①to② are all flare connections

A single outdoor unit supports 4 indoor units



Note:

*Reused flared branch joints are not permitted for indoor use.

**The combination ratio of indoor units and outdoor unit does not exceed 130%.

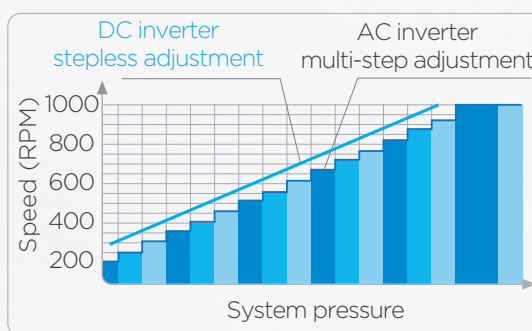
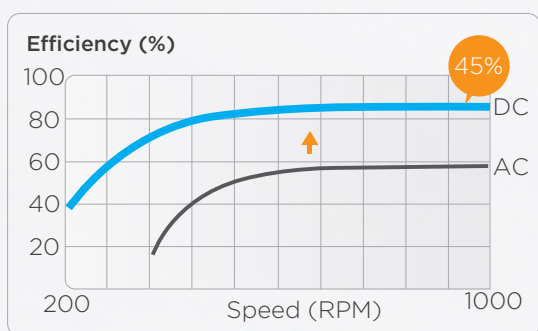


Longer Piping Capability

The Mini VRF provides a total piping length possibility of 80m, a maximum height difference between outdoor and indoor units of 20m. These generous allowances facilitate an extensive array of system designs.

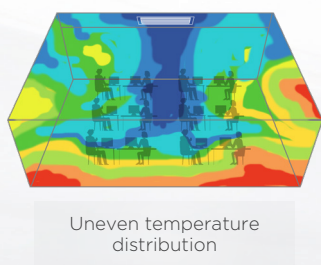




Full DC Inverter Technology

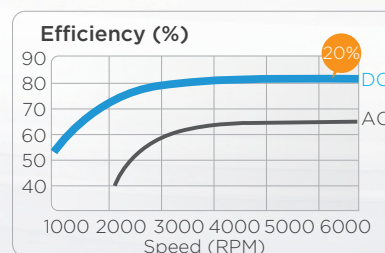
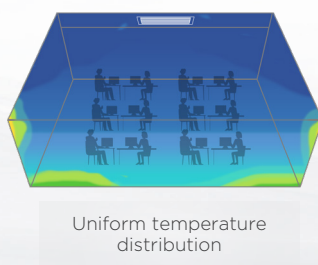
The Mini VRF uses full DC inverter compressor and fan motor to achieve high precision stepless speed adjustment according to system operation, and ensures that the system is always in optimum condition, operating more efficiently, more consistently and with less noise.



All power devices such as indoor fan motor, drain pump and electric control board are fully DC, which increases electrical efficiency by 20% and results in more accurate temperature control, a more constant indoor temperature and higher energy efficiency.

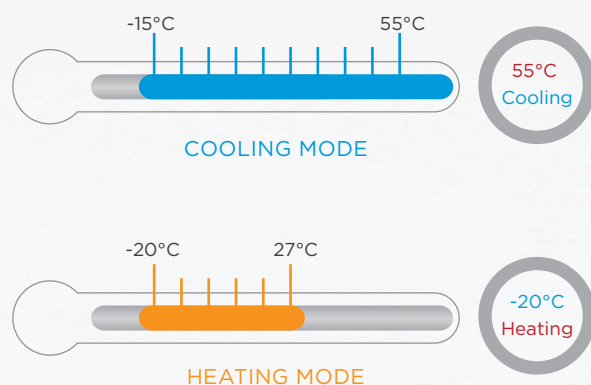


VS



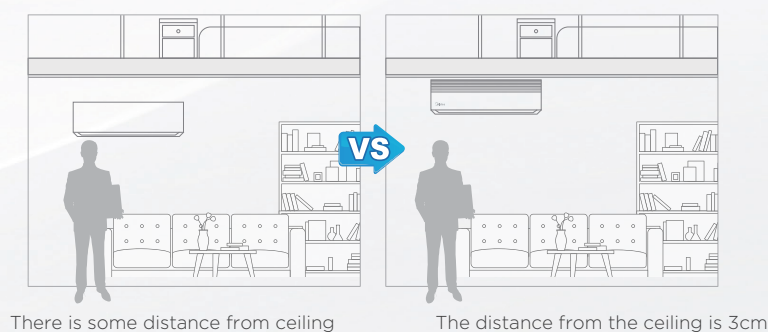
Wide Operation Range

Mini VRF can operate in a wide ambient temperature range. It can operate stably from -15°C up to 55°C in cooling mode and from -20°C to 27°C in heating mode.



Ceiling Mounting

The Wall Mounted new heat exchanger is designed to meet the installation requirements close to the ceiling, and the minimum distance from the ceiling is 3cm.



High-lift drain pump

A drain pump with a 1200mm raise height is fitted as customized, simplifying installation of the drain piping.



*The drain pump is available as a customization option.

Specifications

Outdoor unit

Model			MDV-V120WN8(AU)
Power supply		V/N/Hz	220-240/1/50
Heating ¹	Capacity	kW	11.2
	Power input	kW	2.6
Cooling ²	Capacity	kW	7.2
	Power input	kW	1.72
Connected indoor unit	Total capacity	60-130% of outdoor unit capacity ⁴	
	Maximum quantity	4	
Ambient temp. operation range	Cooling	°C	-15-55
	Heating	°C	-20-27
Sound pressure level(cooling/heating) ³		dB(A)	57/57
Refrigerant	Type	R32	
	Charge	Kg	2.2
pipe size	Liquid	mm	9
	Gas	mm	16
	Max. height difference	m	20(ODU up)
		m	10(ODU down)
	Max. piping length	m	80
		m	-
Net dimension(W*H*D)		mm	950X840X360
Packing dimension(W*H*D)		mm	1025X950X510
Net/Gross weight		kg	62.5/73

Notes:

1. Indoor temperature 20°C DB; outdoor temperature 7°C DB, 6°C WB; equivalent refrigerant piping length 7.5m with zero level difference.
 2. Indoor temperature 27°C DB, 19°C WB; outdoor temperature 35°C DB; equivalent refrigerant piping length 7.5m with zero level difference.
 3. Sound level: Anechoic chamber conversion value, measured at a point 1 m in front of the unit at a height of 1m.
 4. 60-130% is system combination ratio, combination ratio=Sum of capacity indexes of the indoor units/Capacity index of the outdoor units
- *The above data may be changed without notice for future improvement on quality and performance.

Indoor unit

Model			MIH13GN18-A	MIH22GN18-A	MIH28GN18	MIH36GN18
Power supply			1phase, 220-240V,50Hz			
Cooling ¹	Capacity	kW	1.3	2.2	2.8	3.6
	Power input	W	24	24	24	27
Heating ²	Capacity	kW	1.5	2.4	3.2	4
	Power input	W	24	24	24	27
Sound pressure level ³		dB(A)	35/34/33/32/31 /30/28	35/34/33/32/31 /30/28	35/34/33/32/31 /30/28	37/36/34/33/3 1/30/28
Pipe connections	Liquid	mm	Φ6.35	Φ6.35	Φ6.35	Φ6.35
	Gas	mm	Φ12.7	Φ12.7	Φ12.7	Φ12.7
Net dimension (W×H×D)		mm	750/295/265	750/295/265	750/295/265	750/295/265
Packing dimension (W×H×D)		mm	875/385/360	875/385/360	875/385/360	875×385/360
Net/Gross weight		kg	10/12.5	10/12.5	10/12.5	10/12.5

Model			MIH45GN18	MIH56GN18	MIH71GN18	MIH80GN18
Power supply			1phase, 220-240V,50Hz			
Cooling ¹	Capacity	kW	4.5	5.6	7.1	8
	Power input	W	30	40	50	65
Heating ²	Capacity	kW	5	6.3	8	9
	Power input	W	30	40	50	65
Sound pressure level ³		dB(A)	37/35/33/32/3 1/30/29	41/39/37/35/3 3/31/29	44/42/40/38/36/ 34/32	45/43/41/39/37/ 35/32
Pipe connections	Liquid	mm	Φ6.35	Φ6.35	Φ9.52	Φ9.52
	Gas	mm	Φ12.7	Φ12.7	Φ15.9	Φ15.9
Net dimension (W×H×D)		mm	950×295×265	950×295×265	1200×295×265	1200×295×265
Packing dimension (W×H×D)		mm	1075×385×360	1075×385×360	1315×385×360	1315×385×360
Net/Gross weight		kg	11.5/14	11.5/14	15/18	15/18

Notes:

1. Indoor temperature 20°C DB; outdoor temperature 7°C DB, 6°C WB; equivalent refrigerant piping length 7.5m with zero level difference.
2. Indoor temperature 27°C DB, 19°C WB; outdoor temperature 35°C DB; equivalent refrigerant piping length 7.5m with zero level difference.
3. Sound pressure level is measured 1.4m below the unit in a semi-anechoic chamber.
4. The dimension is only the body size, excluding the size of the installation lug, connecting copper pipe, etc.

Victorian Energy Upgrades (VEU) Program

The Victorian Energy Upgrades (VEU) program assists households and businesses to reduce their energy bills and greenhouse gas emissions by providing financial incentives to install energy efficient equipment and appliances.

Midea has a suite of high efficiency products to suit all upgrade categories which attract the highest incentives in each program. We are proudly introducing to our range the Mini VRF series, which thanks to our labs advanced technology, are more energy efficient systems that will be further reducing carbon emissions while increasing financial savings through the incentives to the Victorian community.

For more information on the program please visit following website
VIC <https://www.esc.vic.gov.au/victorian-energy-upgrades/about-victorian-energy-upgrades-program>

VEU Climatic Region	Heating capacity(kW)	Cooling capacity(kW)	VEECs(res)**		
			2023*	2024*	2025*
For upgrades in Metropolitan Victoria-Climatic region mild	11.2	7.2	42	44	45
For upgrades in Metropolitan Victoria-Climatic region cold	11.2	7.2	46	48	50
For upgrades in Regional Victoria-Climatic region mild	11.2	7.2	42	44	45
For upgrades in Regional Victoria-Climatic region cold	11.2	7.2	46	48	50
For upgrades in Regional Victoria-Climatic region hot	11.2	7.2	24	25	26

*All certificates have been calculated for the dates between the 1st February of that year to January 31 of the following year.
*Residential VEECS certificates have been submitted to the VEU and waiting for final approval.
**VEEC data was calculated base on activity scenatio 6 (VII)of activity 6 (23) -space heating and cooling-high efficiency air conditioner

Midea Building Technologies Division

Midea Group

Add.: Midea Headquarters Building, 6 Midea Avenue, Shunde, Foshan, Guangdong, China
Postal code: 528311
mbt.midea.com www.midea-group.com tsp.midea.com

Midea reserves the right to change the specifications of the product, and to withdraw or replace products without prior notification or public announcement. Midea is constantly developing and improving its products.

