



Midea



5
YEAR
WARRANTY

* T&C Apply

Midea ECOTOUGH Window AC

**STAY COMFORTABLE
WITH ECOTOUGH
YOUR TRUE BLUE MATE**





Midea, established in 1968 is a public company listed and since July 2016 a Fortune 500 company offering one of the most comprehensive ranges in the home appliances industry. Midea specializes in air treatment (residential and commercial solutions), refrigeration, laundry, cooking appliances, small kitchen appliances, water appliances, floor care and lighting.

Midea is My True Blue Idea

Our objective is to deliver the best home solutions for every Australia family. Our home solutions are inspired by the ideas and needs of our Australian guests. Therefore, we created the slogan “Midea is My True Blue Idea”.

MD Appliances Pty Ltd

Founded in 2018 as MD Appliances Pty Ltd, we proudly represents Midea’s Air conditioning products in Australia. Our mission is to bring Midea’s world-class air conditioning solutions to the Australian market, ensuring that homes and commercial buildings alike benefit from cutting-edge technology, energy efficiency, and superior comfort.

more than
\$53.08B USD
of revenue in
2024

serve customers in
100+
countries

40
global
production
centers

190K+
employees
worldwide

global Fortune
277
company



7 years parts and labor warranty

For Hi-Wall/ Ducted/ Cassette/ VRF / Heat pump



5 years parts and labor warranty

For Window Box A/C



2 years parts and labor warranty

For Heavy Commercial Products




Local after sales service and support

* Source Euromonitor International (Shanghai) Limited; Consumer Appliances 23ed, retail volume sales in unit, 2022 data

SAME SIZE, BIGGER CAPACITY

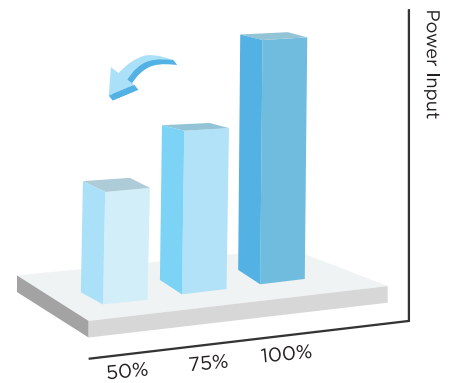
Discover the power of innovation with our new 3.6kW Inverter Window Air Conditioner. Despite its compact size—identical to traditional 2.2kW and 2.8kW fixed-speed models—it delivers significantly greater capacity.



*The dimensions are marked for MWFF22H, MWFF28H, MWFI36H.

ENERGY SAVING GEAR CONTROL

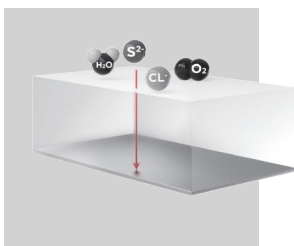
The inverter window air conditioners offer three operating power options: 50%, 75%, and 100%. You can choose a lower power level with the Gear button on the remote controller to conserve energy when you feel the cool is enough.



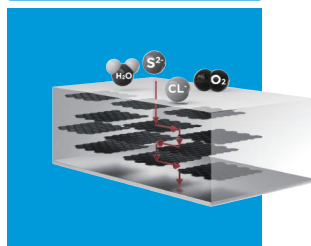
PRIME GUARD Hyper Graphins

Graphene is a single monolayer of carbon atoms, tightly bound in a hexagonal honeycomb lattice. When graphene is added to the anti-corrosion layer, the density of the layer can be improved to resist corrosion.

Ordinary coating



Hyper graphins



12.5X* Corrosion Resistance than Blue Coated Fin


* The judgment standard of corrosion resistance is based on comparing the maximum corrosion area ratio of the rating number in JIS Z 2371-2015. Compared samples are Midea fins.

**HYPER GRAPFINS is verified by
three test standards**

First Test Standard

20 to 50-year -corrosion-resistance fin

Depended on the using industrial environment with salt contamination.



Verified by **intertek**

Second Test Standard

Midea Exclusive Anti-aging Technology Test

After 240 hours UV test and 72 hours neutral salt spray(fog) test

HYPER GRAPFINS

0.02% | corrosion area*



Third Test Standard

Stand Up to Neutral Salt Spray Test for 1500h



Depended on the using industrial environment with salt contamination (Ref. ISO 21207:2015, Annex A, test method B, JIS Z 2371:2015 Annex JC) The full rating number is 10
*The above features are exclusively available in the inverter window air conditioner.

I-CLEAN TECHNOLOGY

1 Condensed Water Cooling mode & Mid-speed wind  10min	2 Frosting The temperature cools rapidly ($T \leq -10^{\circ}\text{C}^*$) and frost forms on the evaporator surface.  10min	3 Washing Defrost into water to remove dust and dirt.  20min	4 Drying Dry the evaporator to prevent mold growth.  2min
--	---	--	--

Midea Inverter Window AC has been upgraded from water washing (20 mins) to frost cleaning (42 mins), which can remove more dust and bacteria, keeping the AC clean and performing well.

*Total cleaning time and frosting temperature will vary depending on operating environment; maximum cleaning time is 42 minutes. For cooling model only.
*This feature is only available in inverter window air conditioners.

VERTICAL & HORIZONTAL SWING AIRFLOW

Experience superior comfort with vertical and horizontal swing airflow feature, which provides enhanced air circulation and customizable cooling or heating direction for personalized comfort.



Maximum Left/Right Angle Reaches to **60°**



Maximum Up/Down Angle Reaches to **50°**

TURBO MODE, MORE POWERFUL

Within just one touch of the Turbo mode, either via remote controller or SmartHome app, your window unit will operate at an ultra-high wheel speed to deliver maximum cool air, so your space can be cooled down or warmed up at a quicker time.



142 L/s*

Airflow Volume

7.2m*

Airflow Distance



The tested data is for 3.6kW model.

AUTO MODE, COOL SMARTLY

Activate the Auto Mode to automatically analyze the room conditions and your usage patterns by detecting the indoor temperature through the built-in sensor. Guiding the fan to implement the wind speed to meet various individual needs.

- Indoor and Outdoor Temperature
- Usage Pattern
- Setting Temperature
- Operating Time



Low Fan Speed
Middle Fan Speed
High Fan Speed

ECONOMICAL LIFE, LESS COST

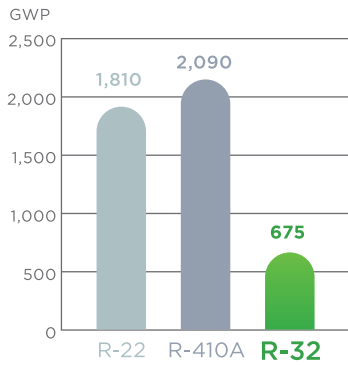


Eco-friendly R32 Refrigerant

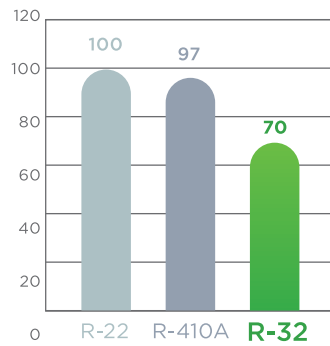
Midea adopts the R32 refrigerant, which has zero ODP (ozone depletion potential) and lower GWP (global warming potential) than traditional refrigerants. It reduces CO2 emissions by 76%, ensuring a more efficient and sustainable AC solution for you.



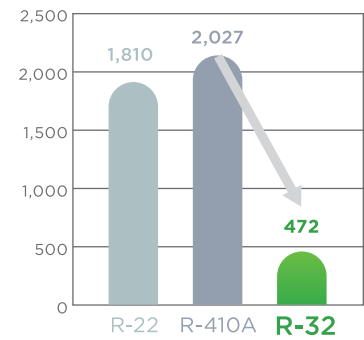
Theoretical Modified GWP



Charging ratio (%)



Theoretical modified GWP



Note: GWP values are based on the Fourth Assessment Report from the Intergovernmental Panel on Climate Change (IPCC 4th AR).

Sale Model	MWFF22H	MWFF28H	MWFI36H <small>Inverter</small>	MWFF39H	MWFF53H
Eco Gear	✗	✗	✓	✗	✗
Hyper Grapfins	✗	✗	✓	✗	✗
I-Clean	✗	✗	✓	✗	✗
Turbo Mode	✓	✓	✓	✓	✓
Auto Mode	✓	✓	✓	✓	✓
Quiet	✓	✓	✓	✓	✓
Smart Control / Wifi	✓	✓	✓	✓	✓

COMFORTABLE BUT QUIET

Cooling without annoying start-up noise to affect your leisure time. It can not only emit mega cooling energy, but also keep the indoor environment quiet.

Down to

48.8dB(A)

Low noise, ensuring quiet sleep.

*The data is for 3.9kW model. It's obtained from the Midea Residential Air Conditioner Test Lab, Noise test, including high, medium, and low cooling operation, compared with the previous generation window AC.



STAY WARM IN AUTUMN

With the embedded heat pump, it's able to provide supplemental heating when outdoor temperature is as low as -7°C , such as when it is a bit cool in autumn and needs to be heated.

-7°C

Continuous operation as cold as -7°C

75%

Heating output down at 2°C

*The data is for MWEI36H model, obtained from the Midea Residential Air Conditioner Test Lab.



SMART CONTROL

With the built-in WIFI module, you could simply download the Midea SmartHome app to control your air conditioner anytime and from anywhere for ultimate convenience and peace of mind.



SmartHome
Smart Compatible



Google and Google Home are trademarks of Google LLC.



SPECIFICATION

Sale Model			MWFF22H	MWFF28H	MWFI36H
Power Supply	V-Ph-Hz		220-240V/1Ph/50Hz	220-240V/1Ph/50Hz	220-240V/1Ph/50Hz
Cooling	Capacity	kW	2.28	2.8	3.60
	Input	W	680	845	1080
	Current	A	2.99	3.71	4.79
	AEER	W/W	3.34	3.3	3.31
	TCSPP (hot/mix/cold)		3.538/3.375/3.393	3.673/3.478/3.521	4.343/4.100/4.231
	Star Rating (hot/avg/cold)		2/1.5/1.5	2/1.5/2	2.5/2.5/2.5
Heating	Capacity	kW	2.00	2.45	3.5
	Input	W	600	720	1060
	Current	A	2.64	3.16	4.61
	ACOP	W/W	3.32	3.39	3.28
	HSPF (hot/mix/cold)		2.762/2.498/2.327	2.83/2.597/2.419	3.920/3.013/2.551
	Star Rating (hot/avg/cold)		1/0.5/0.5	1/1/0.5	2/1.5/1
Rated Power Input	W		850	1080	1470
Rated Current	A		4	5.45	6.4
Starting Current	A		12	16.35	-
Indoor Side Air Flow (Hi/Mi/Lo)	L/s		122/109/89	126/116/104	142/126/110
Indoor Side Sound Power	dB (A)		57.1	56.1	58.9
Outdoor Side Sound Power	dB (A)		64.3	64.2	69.9
Refrigerant Type			R32/0.47	R32/0.54	R32/0.7kg
Design Pressure	Mpa		1.2/4.2	1.2/4.2	4.2/1.2
Control Type			Remote Control	Remote Control	Remote Control
Operation Temp	Indoor (cooling/heating)	°C	17-32/0-27	17-32/0-27	16-32/0-30
	Outdoor (cooling/heating)	°C	18-43/-7-24	18-43/-7-24	18-43/-7-24
Application Area	m ²		10-15	13-19	16-23
Dimension (W×D×H)	mm		560×695×375	560×695×375	560×695×375
Packing (W×D×H)	mm		625×846×432	625×846×432	625×846×432
Net/Gross Weight	kg		37.4/40.7	40.6/43.9	38.9/42.1
Plug Type	A		10	10	10
Sale Model			MWFF39H	MWFF53H	
Power Supply	V-Ph-Hz		220-240V/1Ph/50Hz	220-240V/1Ph/50Hz	
Cooling	Capacity	kW	3.90	5.40	
	Input	W	1100	1550	
	Current	A	5.20	7.00	
	AEER	W/W	3.54	3.48	
	TCSPP (hot/mix/cold)		3.747/3.596/3.625	3.55/3.426/3.439	
	Star Rating (hot/avg/cold)		2/2/2	2/1.5/1.5	
Heating	Capacity	kW	3.50	4.78	
	Input	W	1020	1390	
	Current	A	4.50	6.20	
	ACOP	W/W	3.43	3.43	
	HSPF (hot/mix/cold)		2.832/2.462/2.269	2.831/2.46/2.27	
	Star Rating (hot/avg/cold)		1/0.5/0.5	1/0.5/0.5	
Rated Power Input	W		1685	2300	
Rated Current	A		8.5	11.5	
Starting Current	A		25.5	34.5	
Indoor Side Air Flow (Hi/Mi/Lo)	L/s		148/146/144	257/246/238	
Indoor Side Sound Power	dB (A)		57.1	65.1	
Outdoor Side Sound Power	dB (A)		67.3	76.2	
Refrigerant Type			R32/0.83kg	R32/1.0kg	
Design Pressure	Mpa		1.2/4.2	1.2/4.2	
Control Type			Remote Control	Remote Control	
Operation Temp	Indoor (cooling/heating)	°C	17-32/0-27	17-32/0-27	
	Outdoor (cooling/heating)	°C	18-43/-7-24	18-43/-7-24	
Application Area	m ²		18-26	24-35	
Dimension (W×D×H)	mm		660×680×428	660×780×428	
Packing (W×D×H)	mm		746×815×515	770×915×510	
Net/Gross Weight	kg		50.4/54.2	63.1/67.2	
Plug Type	A		10	15	

World's No.1 Residential Inverter Air Conditioner Company For 2 Consecutive Years



1. Data source: Euromonitor International (Shanghai) Limited; Consumer Appliances 2026ed, retail volume sales in units, 2024 to 2025 data.

Midea HVAC & Energy Australia
MD APPLIANCES PTY LTD
Head Office Address: 1513 Dandenong Road, Oakleigh VIC Australia
Phone: 1300 726 002
Website: mdhome.com.au
Email: info@mdhome.com.au