

The Midea logo is displayed in white on a blue rectangular background in the top right corner of the image. It consists of a stylized 'M' inside a circle followed by the word 'Midea' in a sans-serif font.

Midea



MIDEA HEATING AND COOLING

SPLIT SYSTEM

XTREME SaveE BreezeleSS⁺



Midea, established in 1968 is a public company listed and since July 2016 a Fortune 500 company offering one of the most comprehensive ranges in the home appliances industry. Midea specializes in air treatment (residential and commercial solutions), refrigeration, laundry, cooking appliances, small kitchen appliances, water appliances, floor care and lighting.

Midea is My True Blue Idea

Our objective is to deliver the best home solutions for every Australia family. Our home solutions are inspired by the ideas and needs of our Australian guests. Therefore, we created the slogan “Midea is My True Blue Idea”.

MD Appliances Pty Ltd

Founded in 2018 as MD Appliances Pty Ltd, we proudly represents Midea’s Air conditioning products in Australia. Our mission is to bring Midea’s world-class air conditioning solutions to the Australian market, ensuring that homes and commercial buildings alike benefit from cutting-edge technology, energy efficiency, and superior comfort.

more than \$53.08B USD of revenue in 2024	serve customers in 100+ countries	40 global production centers	190K+ employees worldwide	global Fortune 277 company
---	---	--	--	---



7 years parts and labor warranty

For Hi-Wall/ Ducted/ Cassette/ VRF / Heat pump



5 years parts and labor warranty

For Window Box A/C



2 years parts and labor warranty

For Heavy Commercial Products



Local after sales service and support

* Source Euromonitor International (Shanghai) Limited; Consumer Appliances 23ed, retail volume sales in unit, 2022 data

XTREME SERIES



Wall Mounted

2.0kW | 2.6kW | 3.5kW | 5.0kW | 6.0kW | 7.0kW | 8.0kW

The new XtremeSave series uses as little as 2.2 kWh per night, the High-Efficiency Fan Blades and Air Ducts deliver the same airflow in with 30 percent less power thanks to the new design. The Smart SavE Precise-control algorithm enables the Chip to do more precise signal receiving, accurate data processing, anticipating and prompt instructions sending to the compressor. Coming in reverse cycle models, the XtremeSave series are best suited from small to large spaces.

Smart Save mode

Save your money as well as the worries on energy consumption with Midea's SmartSave mode. Simply power on your Midea air conditioner and select the mode for a full night's energy-efficient comfort. With the ultra-low energy needed, now you can enjoy a restful sleep.

3D Airflow

The directional air-outlet moves automatically both horizontally and vertically, directing nice and cool air with the angled airflow to fill in every corner of the room.

ThermoStatic Technology

Keeping you steadily cool within $\pm 0.5^{\circ}\text{C}$

Thanks to the precise control of the inverter Quattro™'s micro-chip, Midea's air conditioner can easily maintain the desired temperature by varying the compressor speed without repeatedly turning on and off, keeping you feel comfortable with steady temperature within $\pm 0.5^{\circ}\text{C}$.

Optional Control Solutions 120X2 Wired Controller

- LED Backlight
- Touch Control
- Weekly Timer
- Child Lock



Model		MFXS20N/W	MFXS26N/W	MFXS35N/W	MFXS50N/W	MFXS60N/W	MFXS70N/W	MFXS80N/W
Rated Cooling	Capacity kW	2.00	2.65	3.55	5.00	6.00	7.00	8.00
	seasonal star (hot zone)	★★★★★6.0	★★★★★6.5	★★★★★5.0	★★★★★4.5	★★★★★4.0	★★★★★3.5	★★★★★3.5
	seasonal star (Mixed zone)	★★★★★5.0	★★★★★5.5	★★★★★4.5	★★★★★4.0	★★★★★3.5	★★★★★3.5	★★★★★3.5
	seasonal star (cold zone)	★★★★★5.5	★★★★★6.0	★★★★★5.0	★★★★★4.5	★★★★★4.0	★★★★★4.0	★★★★★3.5
Rated Heating	Capacity kW	2.25	2.70	4.00	5.20	6.20	7.50	8.50
	seasonal star (hot zone)	★★★★★3.5	★★★★★4.0	★★★★★4.0	★★★★★3.0	★★★★★3.0	★★★★★3.0	★★★★★3.5
	seasonal star (Mixed zone)	★★★★★3.0	★★★★★3.5	★★★★★3.0	★★★★★2.5	★★★★★2.0	★★★★★2.5	★★★★★2.0
	seasonal star (cold zone)	★★★★★3.0	★★★★★3.0	★★★★★2.5	★★★★★2.0	★★★★★1.5	★★★★★1.5	★★★★★1.5

Stay cool, save more



Smart Save Mode SavE

Save your money as well as the worries on energy consumption with Midea's SmartSavE mode. Simply power on your Midea air conditioner and select the mode for a full night's energy-efficient comfort. With the ultra-low energy needed, now you can enjoy a restful sleep.

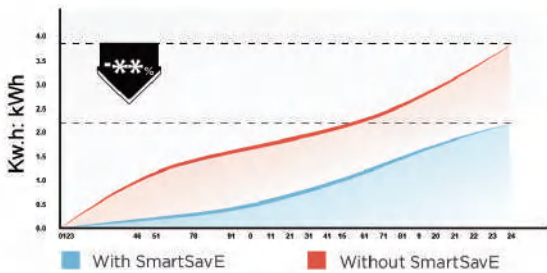
As High As
6.5 Star
Energy Rating*



Precise-Control Algorithm

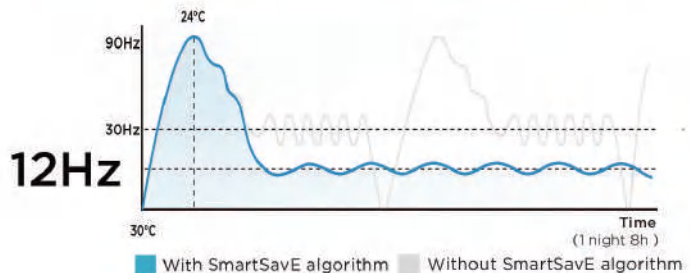
Midea's Innovative SmartSavE mode uses the Alpha Energy Chip's 4th SmartSavE Precise-control Inverter Deduction Algorithm, which enables the chip to do more precise signal receiving, accurate data processing, anticipating and prompt instructions sending to the compressor.

This helps the inverter compressor to work more efficiently to save energy while ensuring you're comfortable and cool.



Just click the SmartSavE button to activate the mode: your AC can keep you cool over an **8-hour** night period.

Smart Save

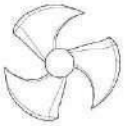


The Inverter Quattro™ supports continuous compressor operation at ultra-low speed of **12Hz**. Thanks to the SmartSavE precise-control algorithm, ultra-stable frequency is achieved with minor vibration which decreased by up to **16 times**.



Energy Saving


High-efficiency Fan Blade and Ducts




Ordinary fan blade design



Midea high static pressure fan blade design



Standard air duct damper



High-efficiency air duct damper

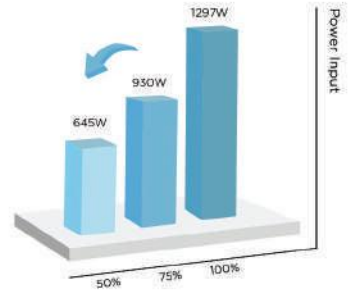
The optimized air fan and ducts deliver the same airflow in with 30 percent less power thanks to the advanced designs. It makes Midea's air conditioner an unbeatable choice for energy saving.

↓30%

Power Required for Same Air-volume



Midea inverter air conditioners offer three operating power options: 50%, 75%, and 100%. You can choose a lower power level with the Gear button on the remote controller to conserve energy when you feel the cool is enough.



Powerful Cooling

3D Airflow

The directional air-outlet moves automatically both horizontally and vertically, directing nice and cool air with the angled airflow to fill in every corner of the room.



Flash Cooling

Thanks to the Inverter Quattro™'s High Frequency Racer Tech, Midea air conditioner is able to lower the room temperatures rapidly.



Comfort

ThermoStatic Technology

Keeping you steadily cool within $\pm 0.5\text{ }^{\circ}\text{C}$

Thanks to the precise control of the Inverter Quattro™'s micro-chip, Midea's air conditioner can easily maintain the desired temperature by varying the compressor speed without repeatedly turning on and off, keeping you feel comfortable with steady temperature within $\pm 0.5\text{ }^{\circ}\text{C}$.



Healthy

Dual Filtration

The Dual Filtration system thoroughly eliminates harmful substances through the 2 steps, providing fresh and clean air to you.

STEP1: High Density Pre Filter

Dust



Dog hair



Dead mite feces



Fung

STEP2: Micro Protection Filter

Pollen (Allergen), smoke, micro dust (under 0.3um)



Flower pollen



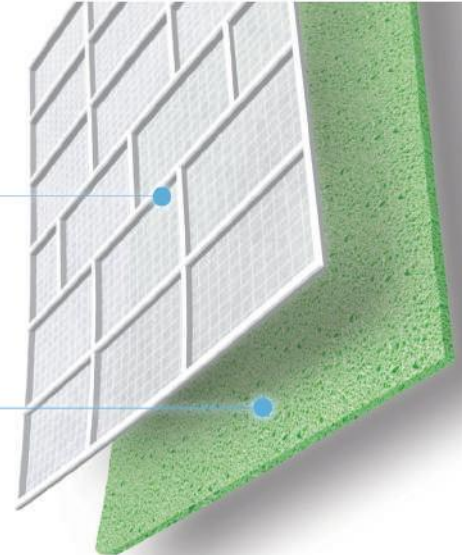
Bacteria



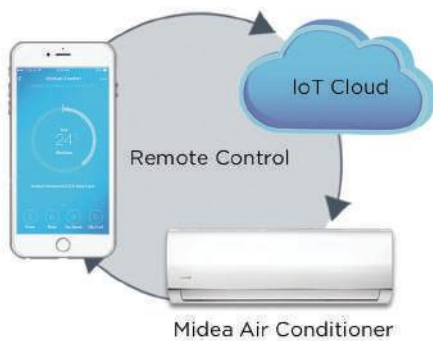
Car exhaust fumes



Smoke



Smart



App-based Remote Control

Based on the cloud service under M-Smart Security Protocol, the MideaAIR app makes your home life easier, smarter and more comfortable with versatile functions just in hand.

Discover the MideaAIR to get your home life connected.



Smart WiFi CONTROL Wherever You Are

Simply download the MideaAIR app to control your home's air conditioning at anytime and from anywhere for ultimate convenience and peace of mind. Help your kids or grandparents operate the air conditioning, even when you're not at home.



Smart Diagnosis

Run an automatic physical exam of your AC unit to detect any potential malfunctions, and guard against failures.



Smart Sleep Curve

Set the most appropriate temperature curve for you and your family members. There're default modes for selection, or you can customize your own one.

BREEZELESS SERIES BreezeleSS⁺



Wall Mounted 2.6kW | 3.5kW

The Midea true BreezeleSS⁺ offers a redefined air-conditioning experience, to keep you away from all discomfort caused by harsh and direct wind, that brings you breezeless cooling for ultimate comfort. The Cool With No Breeze. For those who demand the real comfort. Coming in reverse cycle models, the Breezeless Series are best suited from small to medium spaces.

World's 1st TwinFlap™ with Mini-holes

No more icy blasts of wind. With an outer and an inner flap, you can choose exactly how soft you want the breeze to be. The double deflectors can evolutionarily deflect, bent, and scatter the cold airflow, offering multiple levels of softness of cooling.

Better life. Sweeter dreams.

The all-new aerodynamic design of the air duct and fan lets cool air pass through smoothly with minimal friction, resulting in operating noise as low as 21dB. That's as much noise as a growing flower makes. With BreezeleSS⁺, stay cool, calm, and serene deep into the night

Ultra-Wide-Angle Outlet Ultra-High-Speed Fan

With a 70mm-wide front outlet opening and a high-speed cross-flow fan wheel, the all-new BreezeleSS⁺ cools down your room in an unbelievable speed.

Versatile App-based Smart Functions

The MideaAIR app is far more than a digital remote control for your air conditioner: it lets you turn on your AC away from home, control the humidity level between 30%–90%. It also automatically cleans the AC's interior, and is able to program a smart climate curve while you are asleep.

Model			MSFA26NA/WA	MSFA35NA/WA
Rated Cooling	Capacity	kW	2.60	3.50
	seasonal star (hot zone)		★★★★★ 5.5	★★★★ 4.5
	seasonal star (Mixed zone)		★★★★ 5.0	★★★★ 4.5
	seasonal star (cold zone)		★★★★★ 5.5	★★★★ 5.0
Rated Heating	Capacity	kW	2.75	3.65
	seasonal star (hot zone)		★★★★ 4.0	★★★★ 4.0
	seasonal star (Mixed zone)		★★★ 3.0	★★★ 3.0
	seasonal star (cold zone)		★★★ 2.5	★★★ 2.5

Soft All-New Air Dispersion Technology



World's 1st TwinFlap™ with Mini-holes

No more icy blasts of wind. With an outer and an inner flap, you can choose exactly how soft you want the breeze to be. The double deflectors can evolutionarily deflect, bent, and scatter the cold airflow, offering multiple levels of softness of cooling.


Mini-hole Matrix

For Utmost Wind 'Elimination'

1,345+6,583=7,928




All 7,928 micro-holes on the two deflector flaps are designed to turn the air current into thousands of tiny strings of cool air moving in all directions. The matrix softens the airflow to the point where you can barely feel it, leaving you purely the cool.



Intricate Hourglass Design


No more icy blasts of wind. With an outer and an inner flap, you can choose exactly how soft you want the breeze to be. The double deflectors can evolutionarily deflect, bent, and scatter the cold airflow, offering multiple levels of softness of cooling.



Hourglass-shaped cross-section



Air pressure and de-pressure



VS. Ordinary mini-holes in same size and direction which impairs the total effect of SOFT cooling

SPEED

All-New Rapid Cooling

Cool your space in the Boost mode thanks to the high-speed fan and powerful compressor.



40s
Speedy Cooling

COOLING MODE:
Air-outlet temperature drops to 23°C in 40s

1min
Robust Heating

HEATING MODE:
Air-outlet temperature reaches 35°C within 1min



Ultra-Wide-Angle Outlet Ultra-High-Speed Fan

With a 70mm-wide front outlet opening and a high-speed cross-flow fan wheel, the all-new BreezeleSS+ cools down your room in an unbelievable speed.

70mm

High-Frequency Inverter Quattro™

Inspired by the speed and robustness of a race car engine, the inverter compressor applied in the BreezeleSS+ goes from 0-65Hz in 6seconds and maintains steady performance once it gets there. As the heart of the BreezeleSS+, the Inverter Quattro™ allows it to offer powerful cooling performance like never before.



SURROUND

All-New Airflow Distribution

3-Way Air Distributing; **360°** Cooling.
Immersive. Even. Gentle.




S-winged Design

Thanks to the signature S-wing outlet design on the both sides, the cool air is able to enter your space not just from the front, but also from the left and right of the AC. Relax as cool air breezelessly fills your room, reaching every corner.



Tests show that **3** outlets perform better than 1

Conventional AC	BreezeleSS+
Single air vent	3 air outlets in 3 directions ✓
Uneven warming/cooling	Consistent temperature room-wide ✓
Strong, direct airflow	No direct airflow, just cool ✓



Silence ^{21 dB} Ultra-Quiet Operation

Better life. Sweeter dreams.

The all-new aerodynamic design of the air duct and fan lets cool air pass through smoothly with minimal friction, resulting in operating noise as low as 21dB. That's as much noise as a growing flower makes. With BreezeleSS+, stay cool, calm, and serene deep into the night.



Smart ^{Versatile} App-based Smart Functions

The MideaAIR app is far more than a digital remote control for your air conditioner: it lets you turn on your AC away from home, control the humidity level between 30%-90%. It also automatically cleans the AC's interior, and is able to program a smart climate curve while you are asleep.



Saving ^{5.5 Star} Cooling Efficiency

iECO mode: ultra-low energy consumption, all night long Thanks to smart algorithm control from the inverter's micro-chip, Midea BreezeleSS+ can work stably at an ultra-low frequency for up to 8 hours.

Sense ^{Flexible Deflectors} Manipulation Design

Collaborative adjustment of the BreezeleSS+'s TwinFlap™ creates flexible, sensitive cooling that adapts to your needs. Select from airflow modes between gentle and very gentle with the changing, angled double deflectors for yourself and each member of your family. You can enjoy the cool even without a noticeable breeze at all.



ZONED ENERGY RATING LABELS

The Zoned Energy Rating Label (ZERL) provides enhanced information to consumers and advisors about product energy efficiency and other key performance attributes relevant to their location. It allows for meaningful comparisons of energy efficiency, running costs and key performance attributes across technologies.

THIS TELLS YOU HOW MUCH COOLING POWER THE AIR CONDITIONER CAN PROVIDE

This example shows that if the temperature outside is hot (35°C) the system can provide 2.6kilowatts (kW) of cooling.

THIS TELLS YOU HOW MUCH HEATING POWER THE AIR CONDITIONER CAN PROVIDE

This example shows that if the temperature outside is cold (7°C) the system can provide 2.75 kilowatts (kW) of heating and if the temperature outside is very cold (2°C), then the appliance can provide 3.10kW of heating.

ENERGY RATING
As tested to government regulations – actual usage may vary

Compare models at www.energyrating.gov.au
A joint government and industry program

COOLING CAPACITY AT OUTDOOR TEMPERATURE 35°C **2.60 kW**

HEATING CAPACITY AT OUTDOOR TEMPERATURE 7°C **2.75 kW**
2°C **3.10 kW**

MIDEA FA26

The more stars, the more energy efficient Energy use

Region	Hot	Average	Cold	Energy use (kWh per year)
HOT (Brisbane, Darwin, Pacific Is)	5.5	4		464
AVERAGE (Adelaide, Perth, Sydney)		5	3	163
COLD (Gisborne, Hobart, Melbourne, New Zealand)			5.5	102
Total	2.5			812

Noise (dB(A)) **58** **64**

THIS TELLS YOU HOW LOUD THE AIR CONDITIONER WILL BE WHEN IT IS RUNNING.

The number inside the house is how loud it will be inside the home, and the number outside the house is how loud it will be near the outside unit. Depending on the type of air conditioner there may be an indoor noise rating, an outdoor noise rating or both.

THIS TELLS YOU HOW EFFICIENT THE AIR CONDITIONER IS

The blue stars represent how efficient it is at cooling, the red stars represent how efficient it is at heating.

There are three bands of ratings for Hot, Average and Cold Areas in Australia. Use the map to see which area you live in and which band you should reference

If you live in Brisbane, you are in a grey area which is HOT. Refer to the white HOT ratings.

If you live in Sydney, you are in a grey area which is AVERAGE. Refer to the grey AVERAGE ratings.

If you live in Melbourne, you are in a COLD region and should refer to the black COLD ratings.



















THIS TELLS YOU HOW ELECTRICITY THE SYSTEM WILL USE EACH YEAR FOR COOLING AND HEATING

The lower the kWh used, the lower the cost to run the system. If you know your electricity tariff you can multiply it by these figures to estimate running costs.

ROOM SIZING GUIDE

<p>2.6kW</p> <p>Application Area: 11~17m²</p>	<p>3.5kW</p> <p>Application Area: 16~23m²</p>	<p>2.0kW</p> <p>Application Area: 9~13m²</p>
<p>6.0kW</p> <p>Application Area: 27~40m²</p>	<p>7.0kW</p> <p>Application Area: 32~47m²</p>	<p>5.0kW</p> <p>Application Area: 23~33m²</p>
<p>8.0kW</p> <p>Application Area: 36~53m²</p>		

FEATURES AND FUNCTIONS

	Icon	Feature	Description	BreezeleSS+	Xtreme
Economy		ECO Mode	Midea new energy-saving AC apply innovative ECO Mode, by pressing this button, AC will run into a 8-hour saving mode which cuts 60% energy off against normal mode.	●	●
		1W Standby	Intelligent on-off technology enables Midea products automatically enter energy-saving mode when standby,cut energy consumption from 5W to 1W or 0.5W per hour which counts 80%-90% of saving.	●	●
		GA compressor frequency control	The frequency of traditional air conditioner has dramatic fluctuation during operation, leading to the instability of room temperature. However, Midea air conditioners break away from this pattern with our unique GA Stepless Comfort Technology. Its inverter frequency variation is so smooth that you wouldn't notice the room temperature fluctuation at all.	●	●
		Multi outdoor fan speed	Due to the DC fan motor, outdoor fan speeds are increased from 2 grades to 9 grades, more comfortable and energy saving.	●	●
		Multi indoor fan speed	Up to 12 grades indoor fan speeds, ensure more accurate control and bring more comfortable air flow.	●	●
Comfort		Breezeless	Thousand-Mini-hole Matrix Designed with 7,928 mini-holes, cooling you down with only the softest touch of air	●	
		Stepless fan speed (Depend on remote)	Silent mode - between 1-20% Low mode - between 21-40% Medium mode - between 41-60% High mode - between 61-80% Super high - between 81-100%** Auto - selected by system Fan speed cannot be adjusted like this in Auto or Dry operation	●	●
		Gear	Three operating power options 50% , 75% , 100%	●	●
		8°C Heating	In heating operation, the preset temperature of the air conditioner can be as low as 8°C, which keeps the room temperature steady at 8°C and prevents the house from freezing when it is unoccupied for a long time in severe cold weather.	●	●
		Wind avoid me	to adjust the wind direction to avoid user directly	●	●
		Silent	Indoor fan will run at super breeze speed and indoor noise level can be extremely low when the unit enters silent mode operation.	●	●
		Follow Me	Temperature sensor built in the remote controller will sense its surrounding temperature.So the unit can adjust room temperature more accurately to give you comfort.	●	●
		Turbo Mode	This function gives you a boost in cooling and heating power for a period, and makes the room cool down or heat up rapidly.	●	●
		Louver Position Memory Function	Horizontal louver will automatically move to the same position as you set last time when the unit turned on.	●	●
		power down memory	Revert back to last settings in the event of power outage	●	●
		Timer	Set the unit to start and stop automatically in a 24h period.	●	●
		3D Air Flow	Combines vertical and horizontal auto swing to ensure an even distribution of air throughout the room.	●	●
		Auto Swing	Distributes cool/warm air to maximum area by moving horizontal flaps automatically.	●	●
		Anti-cold Air Function	Indoor fan speed is regulated automatically from the lowest grade to the setting grade according to evaporator temperature when the unit just starts heating operation.This function can prevent cold air blowing out to avoid discomfort to the users.	●	●
		Two-directional Airflow	In cooling mode, horizontal airflow does not blow cool air directly at the occupants in the room. In heating room, vertical airflow provides powerful floor level heating. Precise airflow control makes your room more comfortable.	●	●
		Sleep Mode	The function enables the air conditioner to automatically increase cooling or decrease heating 1°C per hour for the first 2 hours, then holds steady for the next 5 hours, after that it will switch off.This function maintains both energy saving and comfort at night.	●	●
		Fast Cool/Heat Function	Once start this function, the compressor will maximize running frequency, thus you can enjoy cooling and heating in seconds.	●	●

FEATURES AND FUNCTIONS

	Icon	Feature	Description	BreezeleSS+	Xtreme
Comfort		Temperature Compensation	The temperature sensed by indoor unit is always different from the actual floor temperature due to different installation heights of indoor unit. This function can revise this temperature difference to make a more accurate temperature control.	●	●
		Independent Dehumidification	Under independent dehumidification mode, AC will efficiently dehumidify the room.	●	●
		Auto Defrosting	Prevent evaporator from freezing and maintain dehumidifying effect under low temperature environment.	●	●
		Mute Operation	Want to turn off the AC beep and display? By pressing mute operation, Midea AC help to give you a quiet and comfortable sleep.	●	●
		Stream cool design	Inverter PCB's are cooled by liquid refrigerant allowing for greater performance in higher ambients.		5kW and above
Health		Golden Fin	Effectively prevent bacteria breeding and improve heat transfer efficiency. The unique anti-corrosive golden coating on the condenser can withstand the salty air rain and other corrosive elements.	●	●
		Filter clean remind	remind the air filter clean	●	●
		Dual sweep	After the air conditioner is shut down, the outdoor fan automatically reverses and uses the reverse air flow to clean the dust on the condenser, which can maintain the good heat exchange efficiency of the condenser for a long time, save energy and increase efficiency, and prolong the service life of the air conditioner.	●	●
		Compound Filter	Combine three filters from 8 different types including cold catalyst filter, vitamin C filter, negative ion filter, anti-mite filter, enzyme filter, nano-Pt filter, nano-Ag filter, multi-function filter to meet various needs simultaneously.	●	●
IOT		WIFI Control	With the WIFI control, you can easily turn off the AC outside your house via smart device. Furthermore, you can turn it on before you come back.	●	●
		Digital Display	If you want to check the function status, just press your remote button, Midea digital display will show ON/OFF to you.	●	●
		Self-diagnosis and Auto-protection	Once abnormal operation or parts failure happen, the unit will shut off automatically to protect the system. Meanwhile it will indicate protection or error code for fast service.	●	●
		Emergency Using Function	When temperature sensor error happens, the air conditioner will display error code and stop immediately, while Midea AC will display error and continue running in a proper status, to avoid the case that AC is in urgent need.	●	●
		Remote in engineer mode	Main Functions can be changed by modifying programs of remote controller. You can design your most comfortable settings and delete those you don't need.	●	●
convenience		Self cleaning	Indoor unit will continue running at special combined mode blow and dry indoor evaporator after the unit switched off so as to keep clean and healthy.	●	●
		Manual Switch Button	You can easily turn on/off your AC by pressing manual switch button, without using a remote controller or any special tools.	●	●
		2-way Draining	Both left and right sides of indoor unit are possible for drainage hose connection, easy for installation.	●	●
		Auto Restart Function	If the air conditioner breaks off unexpectedly due to the power cut, it will restart with the previous setting mode automatically when the power resume.	●	●
Safety		Fire-proof Electric Box	Electrical control box adopts new design, which can meet higher fire safety requirement to prevent the internal fire due to electric spark accident.	●	●
		Refrigerant Leakage Detect	Indoor unit will show error code "EC" and stop automatically when refrigerant leakage is detected. This function can better protect compressor being damaged by high temperature due to refrigerant leakage.	●	●
		High-Efficiency Fan Blades	Improved fan air movement with lower noise output allowing for greater efficiency and greater comfort	●	●
		Low Ambient Cooling	With built-in low ambient kit or special designed PCB, outdoor fan speed can be changed automatically according to condensation temperature. The air conditioner can run cooling operation even when the outdoor ambient temperature down to 15°C.	●	●

XTREME SERIES



		2kW	2.6kW	3.5kW	5.0kW	6.0kW	7.0kW	8.0kW
Model	Set	MFXS20	MFXS26	MFXS35	MFXS50	MFXS60	MFXS70	MFXS80
	Indoor	MFXS20N	MFXS26N	MFXS35N	MFXS50N	MFXS60N	MFXS70N	MFXS80N
Power supply	Outdoor	MFXS20W	MFXS26W	MFXS35W	MFXS50W	MFXS60W	MFXS70W	MFXS80W
	V-Ph-Hz	220-240V/1Ph,50Hz	220-240V/1Ph,50Hz	220-240V/1Ph,50Hz	220-240V/1Ph,50Hz	220-240V/1Ph,50Hz	220-240V/1Ph,50Hz	220-240V/1Ph,50Hz
Rated Cooling	Capacity	2.00	2.65	3.55	5.00	6.00	7.00	8.00
	Max kW	2.90	3.50	4.90	7.20	7.20	9.00	9.00
Rated Heating	Input W	415	530	820	1300	1800	2350	2350
	EER	4.8	5.0	4.3	3.8	3.3	3.6	3.4
Max. current	Capacity kW	2.25	2.70	4.00	5.20	6.20	7.50	8.50
	input W	3.00	4.00	5.10	7.80	7.80	9.50	9.50
Connection wiring	W	460	510	920	1350	1700	1950	2250
	COP	4.89	5.29	4.35	3.85	3.65	3.85	3.78
Indoor coil	Max. current A	9.5	10.5	10.5	15.5	15.5	17.5	17.5
	mm2	1.0x4	1.0x4	1.0x4	1.5x4	1.5x4	1.5x4	1.5x4
Indoor noise level / (Turbo/Hi/Mi/Lo/Silence)	mm	2100	2300	2300	3600	3600	4050	4050
	mm	525x84x13.37+525x105x26.74	605x210x26.74	605x210x26.74	750x210x26.74	750x210x26.74	820x210x26.74	820x210x26.74
Indoor noise level / (Turbo/Hi/Mi/Lo/Silence)(sound pressure)	m3/h	550/460/340/270/170	630/500/360/300/200	660/530/380/310/210	950/800/600/500/322	950/800/600/500/322	1375/1090/900/825/530	1375/1090/900/825/530
	dB(A)	43.0/38/31.5/30/25	46.4/39/32.5/30/24.5	46.7/39/32.5/30/24.5	47.1/44.5/38/34.5/28	47.1/44.5/38/34.5/28	57.6/45/39/33.5/29.5	57.6/45/39/33.5/29.5
Indoor unit	Dimension(WxDxH)	726x210x291	835x208x295	835x208x295	969x241x320	969x241x320	1083x244x336	1083x244x336
	Packing (WxDxH)	775x255x355	890x275x340	890x275x340	1030x300x390	1030x300x390	1140x300x400	1140x300x400
Outdoor unit	Net/Gross weight	8.0/10.3	8.5/11.1	8.5/11.1	11.1/14.4	11.1/14.4	13.3/17.0	13.3/17.0
	Dimension(WxDxH)	765x303x555	805x330x554	805x330x554	890x342x673	890x342x673	890x342x673	890x342x673
Refrigerant piping (Units pre-charged for 10m pipe run)	Packing (WxDxH)	877x327x590	905x360x590	905x360x590	985x388x720	985x388x720	985x388x720	985x388x720
	Net/Gross weight	26.5/28.5	32.2/34.9	32.2/34.9	38.3/41.4	38.3/41.4	43.3/46.4	43.3/46.4
Rated Cooling	Liquid side/ Gas side	6.35mm(1/4in) /9.52mm(3/8in)	6.35mm(1/4in) /9.52mm(3/8in)	6.35mm(1/4in) /9.52mm(3/8in)	6.35mm(1/4in) /12.7mm(1/2in)	6.35mm(1/4in) /12.7mm(1/2in)	9.52mm(3/8in) /15.9mm(5/8in)	9.52mm(3/8in) /15.9mm(5/8in)
	seasonal star (hot zone)	★★★★★ 6.0	★★★★★ 6.5	★★★★★ 5.0	★★★★★ 4.5	★★★★★ 4.0	★★★★★ 3.5	★★★★★ 3.5
Rated Heating	seasonal star (Mixed zone)	★★★★★ 5.0	★★★★★ 5.5	★★★★★ 4.5	★★★★★ 4.0	★★★★★ 3.5	★★★★★ 3.5	★★★★★ 3.5
	seasonal star (cold zone)	★★★★★ 5.5	★★★★★ 6.0	★★★★★ 5.0	★★★★★ 4.5	★★★★★ 4.0	★★★★★ 4.0	★★★★★ 3.5
Demand Response	seasonal star (hot zone)	★★★ 3.5	★★★ 4.0	★★★ 4.0	★★★ 3.0	★★★ 3.0	★★★ 3.0	★★★ 3.5
	seasonal star (Mixed zone)	★★★ 3.0	★★★ 3.5	★★★ 3.0	★★★ 2.5	★★★ 2.0	★★★ 2.5	★★★ 2.0
Demand Response	seasonal star (cold zone)	★★★ 3.0	★★★ 3.0	★★★ 2.5	★★★ 2.0	★★★ 1.5	★★★ 1.5	★★★ 1.5
	Yes	Yes	Yes	Yes	Yes	Yes	Yes	Yes

BREEZELESS SERIES



		2.6KW	3.5kw
Set		FA26	FA35
Model		MSFA26NA	MSFA26NA
		MSFA26WA	MSFA35WA
Power supply		220-240V/1Ph,50Hz	220-240V/1Ph,50Hz
Rated Cooling	Capacity	2.60	3.50
	Min	1.10	1.40
	Max	3.80	4.15
	Input	580	920
	EER	4.5	3.8
Rated Heating	Capacity	2.75	3.65
	Min	1.10	1.40
	Max	3.90	4.40
	input	565	880
	COP	4.87	4.15
Max. input consumption		2300	2300
Max. current		10.5	10.5
Indoor coil	f.Coil length x height x width	653x210x26.74+653x105x26.74	653x210x26.74+653x105x26.74
	Indoor air flow (Hi/Mi/Lo)	640/520/400	640/520/400
	Indoor noise level (Hi/Mi/Lo)	38.5/35.5/21.0	38.5/35.5/21.0
Indoor unit	Dimension(WxDxH)	940x193x325	940x193x325
	Packing (WxDxH)	1040x275x370	1040x275x370
	Net/Gross weight	10.7/13.8	10.7/13.8
	Dimension(WxDxH)	800x333x554	800x333x554
	Packing (WxDxH)	905x375x600	905x375x600
Outdoor unit	Net/Gross weight	29.3/32.1	29.3/32.1
	Liquid side/ Gas side	6.35mm(1/4in)/9.52mm(3/8in)	6.35mm(1/4in)/9.52mm(3/8in)
Rated Cooling	seasonal star (hot zone)	★★★★★ 5.5	★★★★★ 4.5
	seasonal star (Mixed zone)	★★★★★ 5.0	★★★★★ 4.5
	seasonal star (cold zone)	★★★★★ 5.5	★★★★★ 5.0
Rated Heating	seasonal star (hot zone)	★★★★★ 4.0	★★★★★ 4.0
	seasonal star (Mixed zone)	★★★★★ 3.0	★★★★★ 3.0
	seasonal star (cold zone)	★★★★★ 2.5	★★★★★ 2.5

World's No.1 Residential Inverter Air Conditioner Company For 2 Consecutive Years



1. Data source: Euromonitor International (Shanghai) Limited; Consumer Appliances 2026ed, retail volume sales in units, 2024 to 2025 data.

Midea HVAC & Energy Australia
MD APPLIANCES PTY LTD
Head Office Address: 1513 Dandenong Road, Oakleigh VIC Australia
Phone: 1300 726 002
Website: mdhome.com.au
Email: info@mdhome.com.au